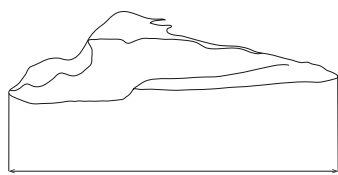
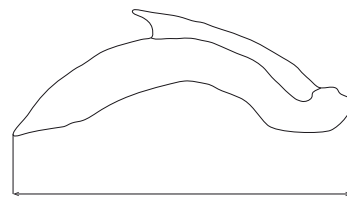


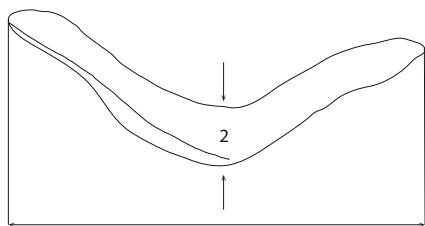
1  
DENTARY



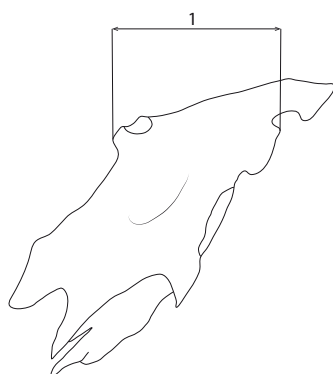
1  
ARTICULAR



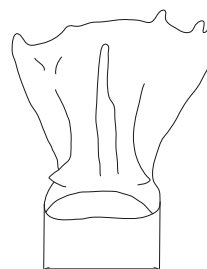
1  
CERATOHYAL



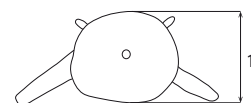
1  
CLEITHRUM



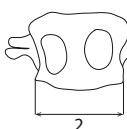
1  
HYOMANDIBULAR



2  
BASIOCCIPITAL



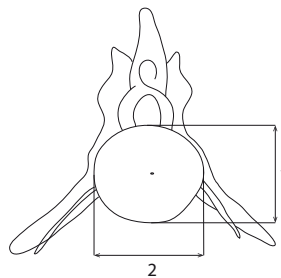
1  
1st PRECAUDAL VERTEBRA



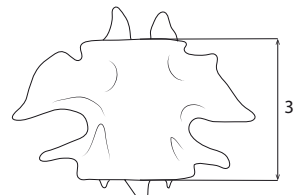
2




3



1  
2  
PRECAUDAL Type 5 (11th to 29th)



3



1  
2  
3  
1st CAUDAL VERTEBRA